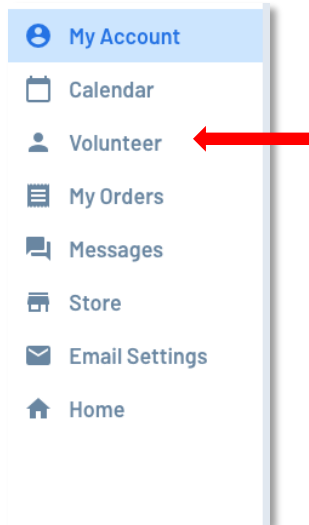


# Registering for a Volunteer Role


1. Log in to your FrontierBaseball.org account
2. Click the “Volunteer” tab:



3. Click the “Find Volunteer Roles” button:




4. Find the current season and click “View Divisions”



- Find the division your player is registered, click the “Select” button under the volunteer role desired and click continue:

**Looking to get involved? Here are some opportunities.**  
You can sign up yourself or a family member.


 **2025 Spring**  
Machine Pitch


Head Coach	Assistant Coach	Team Parent	Dugout Parent
Head Coach	Assistant Coach	Manages snack schedule, keeps track of volunteer points, orders banner and pendants for the team.	Manages the dugout, players and equipment during games. Susana is signed up for this position
<a href="#">Select</a>	<a href="#">Select</a>	<a href="#">Select</a>	<a href="#">Select</a>

- Click “Sign up a registered user”:


**Team Parent**

Who would you like to sign up for this role?


  
**Sign up a registered user**


  
**Sign up a new user**

- The registered user(s) will be displayed at the bottom. Select the volunteer being registered:

 **2025 Spring**  
Majors

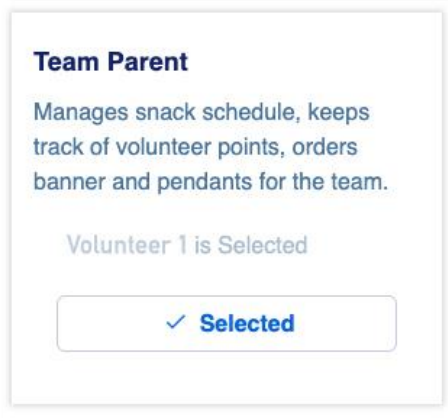
Head Coach	Assistant Coach	Team Parent	Dugout Parent
Head Coach	Assistant Coach	Manages snack schedule, keeps track of volunteer points, orders banner and pendants for the team. Susana is signed up for this position	Manages the dugout, players and equipment during games.
<a href="#">Select</a>	<a href="#">Select</a>	<a href="#">Select</a>	<a href="#">Select</a>

  
Volunteer 1

  
Volunteer 2

[Back](#) [Show All Available Opportunities](#) [Skip](#)

8. A message will display stating that the volunteer is selected. Click continue to proceed:



9. Fill out the missing information and click continue:

A registration completion screen titled "Nice, thanks for getting involved!". It includes a sub-header: "We'll need a few more details from you to complete your registration. Remember that legal first and last names must be entered as they appear on your government issued ID." Below this, it says "You've selected the following opportunity:" followed by a selection for "2025 Spring Machine Pitch Team Parent". The "Contact Information" section contains several input fields: "Legal First Name", "Legal Last Name", "Email Address", "Date of Birth", "Gender", "Street", "City", "State", "ZIP", and "Cell Phone". There is also an "Upload Profile Picture" button. At the bottom, there are "Back" and "Continue" buttons.

10. The volunteer role will be listed under the Volunteer tab in your account:



You may now log out of your account.